REGULATION AGREEMENT CONFIRMATION

(To be completed by a corporate officer or principal)

This is to certify that I have read the "Contractors Work Regulations". I further understand and agree to abide by the rules as set forth in said Regulations.

Business Name: A+ CARPENTERS LLC

Your Printed Name: _____

Your Signature: _____

Your Title: _____
(must be a corporate officer or principal)

Date: _____

Witness: _____

Please attach a copy of your Contractors License and a current Certificate of Insurance indicating that Crescent Royale Condominium is an additional named insured under your Commercial General Liability policy.

Your work cannot start until Crescent Royales Office has approved these items.

CONTRACTORS SCOPE OF WORK

Today's Date: 6/25/17

Contractors Name: A+ Carpenters LLC

Unit Number: 777 6B

Unit Owners Name: John J. and Thomas C. Wulff

Start Date: 8/15/17

Estimated Completion Date: 30 Days from start

Include drawings and describe work to be performed:

Up date Master and Guest bathrooms including replacing tile floors with new tile, shower enclosure, vanities, fixtures, toilets, doors & trim.

Signed: _____

Contractor Name

For office use only			
Work confirmation on File	Yes_____	No_____	Initials_____
Insurance Form provided	Yes_____	No_____	Initials_____
CRC aware of pending work in unit	Yes_____	No_____	Initials_____

GUEST BATHROOM 6B

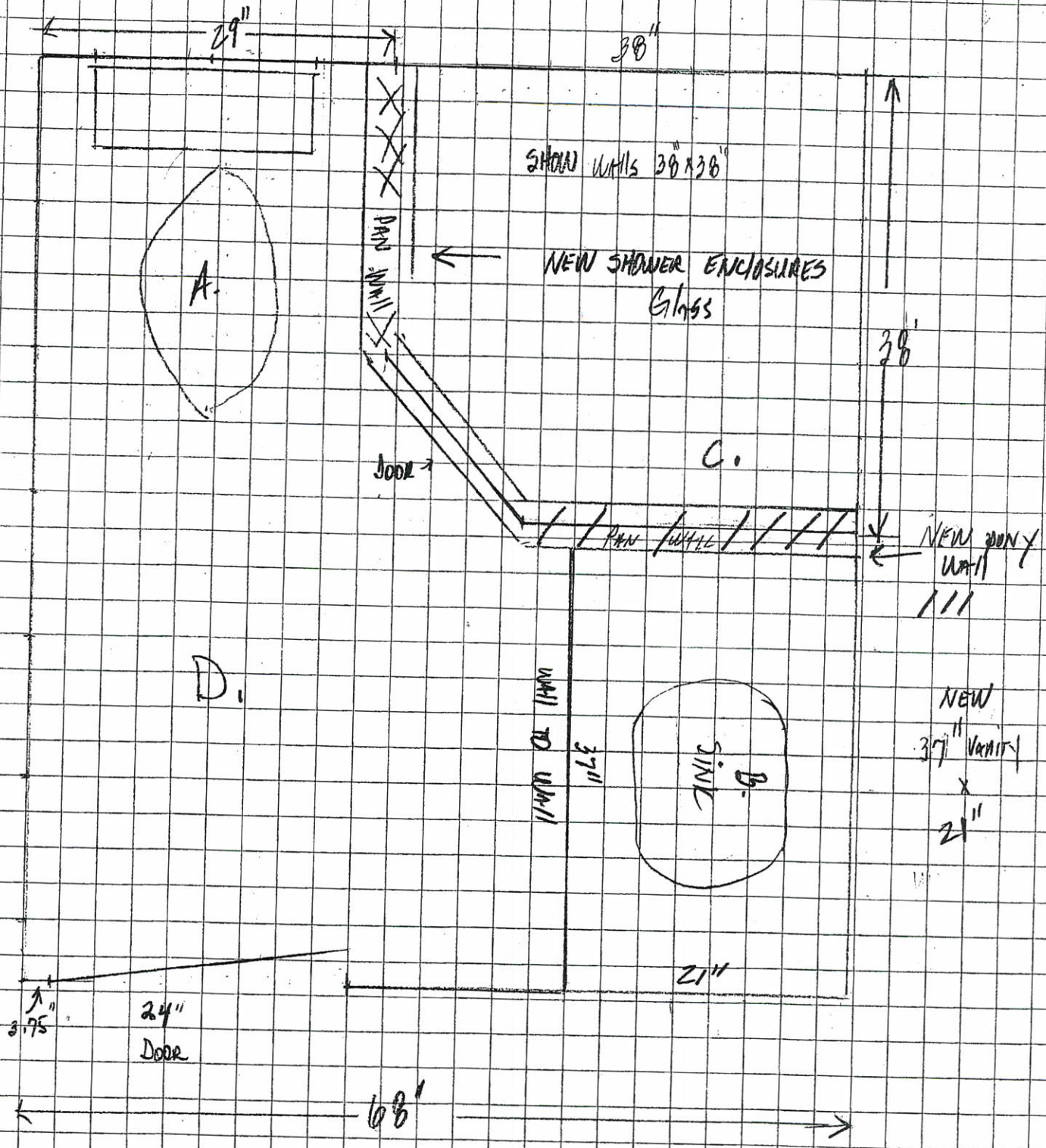

A. Replace TOILET
B. Replace VANITY & SINK
C. ADD PONY WALL TO SHOWER
D. Replace TILE FLOOR w/ tile
E. Replace DOOR & TRIM
F. Replace CEILING & PAINT WALLS & CEILING

CRESCENT ROYALE CONDOMINIUM ASSOCIATION, INC.
777 BEACH ROAD, SARASOTA, FL 34242
(941)349-7766 (800)870-9199 FAX: (941)349-8960

REQUEST TO MODIFY CONDOMINIUM PROPERTY

The undersigned requests permission to modify the condominium property and submits the following true and correct information in support of the request:

BRIEF DESCRIPTION OF PROPOSED MODIFICATION:
MASTER BATH: Replace bath tub tile, vanity, toilet, floor tile with new tile, ventilation fan, paint, resurface tub. Guest Bath: Replace vanity, toilet, shower glass enclosure, tile floor with new tile, drywall ceiling & paint, add 1/2 wall in shower. Replace doors & trim

DOES THE MODIFICATION CHANGE THE APPEARANCE OF THE CONDOMINIUM?
Yes, updating

DOES THE CHANGE INVOLVE ANY STRUCTURAL CHANGES TO THE CONDOMINIUM PROPERTY? YES (NO) If yes please explain:

NAME AND ADDRESS OF PERSON DESIGNING PROPOSED MODIFICATION:
Self and Contractor

CONTRACTOR:
A+ Carpenters LLC.

Respectfully submitted this 25 day of June, 2017.

Unit# 613

Signature of Owner

John J. Wulff
Print Owner's Name

(IMPORTANT NOTE: You are required to attach a sketch or drawing of the proposed modification. You are encouraged to submit any additional information supporting your case.)

east bathroom

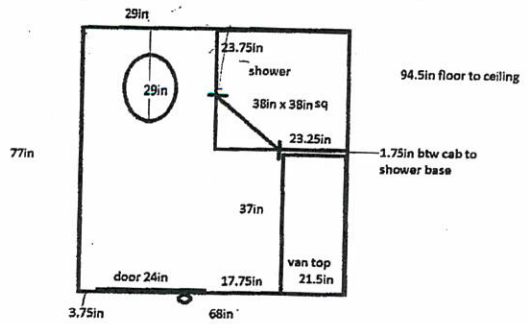

Page 1 of 1

Preparing Documents

18
x
30

37
-18
19
2
45

68
-30
30

68
-29
39

18
4x12 = 72
6

18.5
29 ⟌

10
37
37
370

Beach side bath

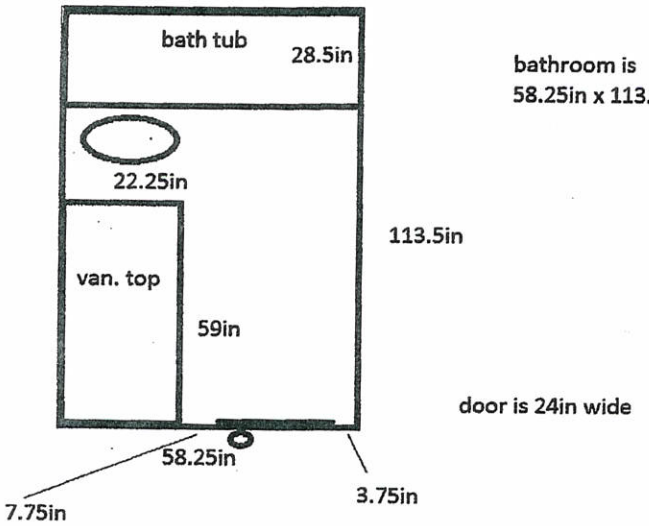

CRESCENT ROYALE
CONDOMINIUM ASSOCIATION, INC.
777 BEACH ROAD SARASOTA, FLORIDA 34242-2198
(941)349-7766 (800)870-199 FAX (941)349-8960
Email: manager@crescentroyale.com

CONTRACTORS WORK REGULATIONS

CONTRACTORS: The Crescent Royale Office must have a current "Work Regulation Agreement Confirmation" sheet, signed by a corporate officer or principal. This has to be approved and on file before any work on the premises may commence. ***This agreement must be updated per job.***

WORK HOUR RESTRICTIONS: Excluding Crescent Royale employees, no work shall commence prior to 8:00 a.m. Monday thru Friday and must be completed by 5:00 p.m. daily unless prior approval for later work is given by the Manager. No work is permitted on Saturday or Sunday.

LICENSE & INSURANCE: Contractor shall submit a copy of Contractors License and a current Certificate of Insurance indicating that Crescent Royale is an additional insured under the Contractors General Liability policy. Work cannot start until our office has approved the above.

NOTE: An Occupational License is not a license to perform work requiring a permit.

PERMITS: When a permit is required for work being done in a unit, a copy of the permit must be given to our office prior to commencement of any work.

NOTE: Any work where the moving of electrical, plumbing or air conditioning requires a permit by the Sarasota County Building Department.

(NO EXCEPTIONS!)

SCOPE & DURATION OF WORK: A "Contractors Scope of Work" form must be completed prior to staring work on a job. This form will indicate the scope of work, vicinity or Unit # involved and the expected duration of the work. The office should be notified if there is any deviation from the form submitted. The completion of this form requirement does not apply to contractors hired directly by Crescent Royale.

DAILY LOG IN: Persons working on a job must sign in at the office each day before starting work. \

HEAVY REMODELING: Heavy remodeling in units will not be allowed during season or on any Holiday, Saturday or Sunday.

TRASH, TRASH CHUTES AND/OR DEBRIS: No trash or construction refuse is allowed to be "chutted" in any of the dumpsters on Crescent Royale property at any time. Disregard of this requirement will result in invoice to repair chute damage, a fine and/or being banned from further work at Crescent Royale.

CRESCENT ROYALE EQUIPMENT, CARTS, ETC: At no time should Crescent Royale equipment such as carts, luggage trolleys or other equipment be used by a contractor. These items are expressly for use by guests and owners.

Crescent Royale Condominium Association
Specifications for laying tile above the first floor (other than the Lanai)

The following guidelines must be followed for sound absorption;

In general the Impacta and the Easy Mat products were the top performers. Most products have specific installation instructions the following considerations must be added;

- Remove base boards
- Underlayment needs to extend close to the wall and vertical intersections finished with soundproofing caulk.
- Tile or wood should not touch the wall
- Base board should not touch floor

The following products are the approved sound material for use in tile installations.

1. Impacta Cerazorb – 5mm thickness
2. Easy Mat - 5mm thickness
3. Pro - Flex 90 -.09 thickness
4. Noble seal - .05 thickness

The following products are the approved sound material for use in solid wood type installations.

1. Impacta Paladin

A visual inspection will be done during all hard surface flooring installations. Area carpeting must be installed in the living room (min 6'x8'), all dining room chairs must have felt or soft glides for noise free operation or an area rug under dining table large enough to cover chairs extended out. At least 2 - 6 'runner carpets in walk paths, from the entry to gulf side bedroom. Each bedroom must contain at least 2 - 6' runner carpets for sound muffle effects.

CRESCENT ROYALE CONDOMINIUM ASSOCIATION, INC.
777 BEACH ROAD, SARASOTA, FL. 34242
(941) 349-7766 (800) 870-9199 FAX: (941) 349-8960

GUIDELINES FOR CERAMIC TILE INSTALLATION ON PRIVATE BALCONIES

Due to the extensive nature of the recently completed balcony repair program and the sensitivity of the waterproofing materials used, it is important that all Association members be aware of the restrictions and procedures related to the installation of ceramic tile on private balconies. All Association members are to adhere to these procedures and specifications strictly and any deviation will make such Owners entirely responsible for such actions. Adherence to these specifications is essential to maintain the warranties for the recently completed work.

PROCEDURES AND SPECIFICATIONS:

1. The unit owner considering the installation of ceramic tile on their private balcony will submit a written request to the Board of Directors requesting their permission to undertake such improvements.

2. The ceramic tile which is placed shall be the sole responsibility of the unit owner and the unit owner will also be responsible for the means and methods by which such ceramic tile is placed.

3. The unit owner, in making application and upon receiving approval to install ceramic tile, is obliged to inform the ceramic tile distributor and installer of all requirements stated herein.

4. Bonding coat between mortar setting bed and deck coating shall be latex-type. Under no circumstances shall any solvent based products, cleaners, or bonding agents be used on any balcony slab at any time.

5. Care shall be taken to ensure that the membrane is not punctured or damaged in any way during the application of the mortar bed or tile. Workmen shall wear soft soled shoes or plastic footwear covers.

6. Under no circumstances shall any mechanical fasteners, such as nails, screws, staples, etc. be used which would penetrate the existing floor membrane.

7. Install tile to provide ½" minimum clear gap between exterior tile edges and interior side of aluminum screen framing to allow drainage flow under enclosure frame. Do not caulk gap.

Upon approval by the Board of Directors and following completion of the installation, the individual unit owner shall notify the Board that the work is completed and allow clear access for the Board and/or its consultants to review the installation to confirm that all applicable requirements have been strictly adhered to. Any costs, including consulting fees associated with the remedial work, which is required as a result of deviation from the above referenced guidelines, shall be the sole responsibility of the unit owner.